



To,
**The Debenture Holders,
Tata Capital Limited (“Issuer”)**

Subject: NOC for further issuance of proposed Secured Redeemable Non-Convertible Debentures (NCDs) of Rs. 5000.00 crores on a private placement basis.

This is with reference to the Listed, Secured, Redeemable, Non-Convertible Debentures, (“NCDs”) issued by **Tata Capital Limited (“Issuer”)** from time to time under various Debenture Trust Deeds (collectively referred to as “**Existing DTD**”) wherein we would like to inform the Debenture holder/s (“**Existing Debenture Holder/s**”) as per the latest BENPOS for the respective NCD issuances.

In relation to the above, we have been informed that the Issuer has **proposed issue of Secured, Redeemable, Non-Convertible Debentures ("NCDs") of Rs.5000 Crores on Private Placement basis**, over the same ‘Security’ which has been provided to the Existing Debenture Holders under the Existing DTD.

In this connection, please be informed that as per the covenants under the Existing DTD executed for the various NCD issuances, the Issuer shall not create any further encumbrances on the Security, except with the prior consent / NOC of the Debenture Trustee. In the event of receipt of such request by the Issuer and upon receipt of a Chartered Accountant certificate suggesting that even after creation of such further charge on the Security the Security Cover required under the Existing DTD shall continue to be maintained, as per the requirements of the applicable SEBI regulations, Debenture Trustee is required to provide 5 working days to the Existing Debenture Holders and seek their approval for creation of further charge.

Accordingly, please note that the Issuer has submitted to us a **Stock Statement as on June 2024 /Security Cover Certificate (as attached)**, which indicates that there is sufficient security / surplus assets available for the Existing DTD and propose issuance of Rs.5000 Crores.

In light of the above, considering the stipulated Security Cover as stated under the Existing DTD is maintained, there is no specific requirement for Vistra to obtain ‘consent’ from the Existing Debenture Holders under the Existing DTD, prior to providing the NOC to the Issuer for **proposed issue of Secured, Redeemable, Non-Convertible Debentures ("NCDs") of Rs.5000 Crores on private placement**. However, irrespective of the same as a prudent trustee and as per the requirement under the applicable law, we would hereby inform you of receipt of the said request from the Issuer for proposed private placement issue. Kindly note that this is for your information and records, and we await your objection/observation, if any, within 5 working days.

In case of any additional information required, please feel free to contact us. We will assist you with the same and facilitate the response to your queries from the Issuer.

Thanks & Regards

Vistra ITCL (India) Limited | Trust Operations



15-Jul-24

Vistra ITCL (India) Limited
Plot C-22, G Block,
Bandra -Kurla Complex,
Bandra East,
Mumbai – 400 051

IDBI Trusteeship Services Limited
Asian Building, Ground Floor
17, R. Kamani Marg
Ballard Estate
Mumbai – 400 001

Sub: Stock Statement as on 30th June 2024

Dear Sir,

As of June 30, 2024 the total secured borrowings of the company were as detailed below:

	Sanctioned Amount / Availed (Rs. in Crore)
O/s CC/OD/WCDL	
O/s Term loans	9,112.73
O/s Long term Debentures	47,481.18
Total outstanding facilities	29,454.81
Asset required to secure the above facilities	94,167.77
The available asset as on June 30, 2024 (as per table below)	1,13,442.80
Surplus assets available for above facilities	19,275.03
Unutilized Working Capital Lines	
Asset allocation required for above	8,834.50
	8,707.58

The available asset cover as on June 30, 2024:

	Rs. in Crore
Receivables Net of NPA contracts ¹	
Liquid assets (Cash/Investments) ²	1,10,668.47
Immovable property located at B2-Daisy, Flat no. 202, Neelkanth Greens Complex, Majiwada, Thane(W) – 400610 (at cost)	2,772.00
Immovable property located at 1702, Bella Vista of "Oswal Park", Thane West, Thane 400 610	0.42
Total available asset cover	1,13,442.80

- 1 Contracts representing above receivables are sourced at various branches/offices of the Company and the data is available in the IT system(s) used by the Company
- 2 Investments do not include investments maintained for complying with LCR guidelines or other statutory guidelines which require such investments to be unencumbered.

Kindly note that with regards to receivables, while we have segregated the contracts lender wise, all lenders hold paripassu charge on the receivables. This segregation is only to facilitate internal procedures and not to be construed as specific charge on specific receivables. The above mentioned immovable property valued at Rs 0.83 Crs for Neelkanth and Rs. 1.91 Crs for Bella Vista, based on latest Valuation Report, is available as security on paripassu charge to lenders as mentioned in respective transaction documents.

Thanking You

Yours Sincerely
For TATA CAPITAL LIMITED

✓
Authorized Signatory

Received
Bhavesh
15.07.2024



TATA CAPITAL LIMITED

Corporate Identity Number U65590MH1991PLC050670

11th Floor Tower A Peninsula Business Park, Ganpatrao Kadam Marg, Lower Panel, Mumbai 400 013

Tel 91 22 6606 9000 Web www.tatacapital.com

Registered Office: 11th Floor Tower A Peninsula Business Park, Ganpatrao Kadam Marg, Lower Panel, Mumbai 400 013



15-Jul-24

Vistra ITCL (India) Limited
Plot C-22, G Block,
Bandra -Kurla Complex,
Bandra East,
Mumbai - 400 051

IDBI Trusteeship Services Limited
Asian Building, Ground Floor
17, R. Kamani Marg
Ballard Estate
Mumbai - 400 001

Sub: Stock Statement as on 30th June 2024

Dear Sir,

As of June 30, 2024 the total secured borrowings of the company were as detailed below:

	Sanctioned Amount / Availed (Rs. in Crore)
O/s CC/OD/WCDL	9,112.73
O/s Term loans	47,481.18
O/s Long term Debentures	29,454.81
Total outstanding facilities	86,048.72
Asset required to secure the above facilities	94,167.77
The available asset as on June 30, 2024 (as per table below)	1,13,442.80
Surplus assets available for above facilities	19,275.03
Unutilized Working Capital Lines	8,834.50
Asset allocation required for above	8,707.58

The available asset cover as on June 30, 2024:

	Rs. in Crore
Receivables Net of NPA contracts ¹	1,10,668.47
Liquid assets (Cash/Investments) ²	2,772.00
Immovable property located at B2-Daisy, Flat no. 202, Neelkanth Greens Complex, Majiwada, Thane(W) - 400610 (at cost)	0.42
Immovable property located at 1702, Bella Vista of "Oswal Park", Thane West, Thane 400 610	1.91
Total available asset cover	1,13,442.80

- 1 Contracts representing above receivables are sourced at various branches/offices of the Company and the data is available in the IT system(s) used by the Company
- 2 Investments do not include investments maintained for complying with LCR guidelines or other statutory guidelines which require such investments to be unencumbered.

Kindly note that with regards to receivables, while we have segregated the contracts lender wise, all lenders hold pari passu charge on the receivables. This segregation is only to facilitate internal procedures and not to be construed as specific charge on specific receivables. The above mentioned immovable property valued at Rs 0.83 Crs for Neelkanth and Rs.1.91 Crs for Bella Vista, based on latest Valuation Report, is available as security on pari passu charge to lenders as mentioned in respective transaction documents.

Thanking You

Yours Sincerely
For TATA CAPITAL LIMITED

Authorised Signatory



15/07/2024

TATA CAPITAL LIMITED

Corporate Identity Number U65934MH1991PLC060670

11th Floor Tower A, Peninsula Business Park, Gopichand Kadam Marg, Lower Pavai, Mumbai 400 013

Tel 91 22 6606 9000 Web: www.tatacapital.in

Registered Office: 11th Floor Tower A, Peninsula Business Park, Gopichand Kadam Marg, Lower Pavai, Mumbai 400 013

Secured Loans from Banks (A) For STA Dated 15th January 2018 - Rs. 15000 Crores **
 (Rs. in Crore)

Name of the Bank	Nature of Facility	Sanctioned Amount as on 30.06.2024	Margin (Times)	Asset Cover Required on Drawable Limit	Outstanding Balance as on 30.06.2024	Unutilized Amount	Asset Cover Required on Outstanding Amount
Indian Bank (eAlishabad Bank)	CCAWCDL	200.00	1.05	210.00	200.00	0.00	210.00
Axis Bank	CC/LOC/OD	125.00	1.10	137.50	0.00	125.00	0.00
Bank of America	WCDL/OD/MTL	300.00	1.10	330.00	300.00	0.00	330.00
Bank of Baroda	CCAWCDL	250.00	1.11	277.50	250.00	0.00	277.50
Bank of Baroda	LOC/CCAWCDL	400.00	1.11	444.00	350.00	50.00	388.50
Bank of India	CCAWCDL	250.00	1.20	300.00	150.00	100.00	180.00
Central Bank of India	OD/CCAWCDL	300.00	1.05	315.00	0.00	300.00	0.00
Union Bank of India (eCorporation Bank)	WCDL	100.00	1.05	105.00	0.00	100.00	0.00
DBS Bank Limited	OD/CCAWCDL	100.00	1.10	110.00	0.00	100.00	0.00
HDFC Bank Limited	CCAWCDL	200.00	1.33	266.00	0.00	200.00	0.00
HSSC Bank	OD/CCAWCDL	50.00	1.10	55.00	0.00	50.00	0.00
Karnataka Bank Ltd	CCAWCDL	50.00	1.05	52.50	45.00	5.00	47.25
Kotak Mahindra Bank/ING Bank	Non Fund based	500.00	1.10	550.00	0.00	500.00	0.00
Punjab National Bank	CCAWCDL	500.00	1.11	555.00	500.00	0.00	555.00
State Bank of India	CCAWCDL *	600.00	1.34	1,204.00	200.00	700.00	1,208.00
UCO Bank	CCAWCDL	300.00	1.05	315.00	150.00	150.00	157.50
Union Bank of India	LOC/CCAWCDL	600.00	1.05	630.00	400.00	100.00	420.00
Total		5,025.00		5,753.50	2,545.00	2,480.00	3,771.75

* Asset cover provided on sanctioned amount & Rs 500 crs utilized in the form of CP

Secured Loans from Banks (B) For STA Dated 19th January 2018 - Rs. 15000 Crores **

Name of the Bank	Nature of Facility	Sanctioned Amount as on 30.06.2024	Margin (Times)	Asset Cover Required on Drawable Limit	Outstanding Balance as on 30.06.2024	Unutilized Amount	Asset Cover Required on Outstanding Amount
Axis Bank	LOC/OD/CCAWCDL	200.00	1.10	220.00	0.00	200.00	0.00
Deutsche Bank	WCDL	200.00	1.10	220.00	0.00	200.00	0.00
Indusind Bank	CCAWCDL/LOC	20.00	1.10	22.00	0.00	20.00	0.00
Bank of America	WCDL/OD	200.00	1.10	220.00	0.00	200.00	0.00
Total		620.00		682.00	0.00	620.00	0.00

Secured Loans from Banks (C) For STA Dated 31st August 2018 - Rs. 15000 Crores **

Name of the Bank	Nature of Facility	Sanctioned Amount as on 30.06.2024	Margin (Times)	Asset Cover Required on Drawable Limit	Outstanding Balance as on 30.06.2024	Unutilized Amount	Asset Cover Required on Outstanding Amount
ICICI Bank Ltd	CCAWCDL/LC	400.00	1.10	440.00	0.00	400.00	0.00
Sunamitsu Mitsui Banking Corpn	STL	100.00	1.05	105.00	0.00	100.00	0.00
HDFC Bank Limited	WCDL	600.00	1.11	666.00	0.00	600.00	0.00
Citibank N.A.	WCDL	200.00	1.05	210.00	200.00	0.00	210.00
Citibank N.A.	WCDL	420.00	1.05	441.00	400.00	20.00	420.00
Total		1,720.00		1,862.00	600.00	1,120.00	630.00
Bank of India	Term Loan	125.00	1.10	137.50	125.00	0.00	137.50
State Bank of India	Term Loan	166.67	1.20	200.00	166.67	0.00	200.00
Total		291.67		337.50	291.67	0.00	337.50

Secured Loans from Banks (D) For STA cum Deed of Hypothecation Dated 16th December 2019 - Rs. 15000 Crores **

Name of the Bank	Nature of Facility	Sanctioned Amount as on 30.06.2024	Margin (Times)	Asset Cover Required on Drawable Limit	Outstanding Balance as on 30.06.2024	Unutilized Amount	Asset Cover Required on Outstanding Amount
Barclays Bank Plc	WCDL	210.00	1.00	210.00	0.00	210.00	0.00
ICICI Bank Ltd	LC	200.00	1.10	220.00	0.00	200.00	0.00
SIDBI	Term Loan	208.00	1.10	228.80	208.00	0.00	228.80
SIDBI	Term Loan	168.00	1.10	184.80	168.00	0.00	184.80
Total		786.00		843.60	376.00	410.00	413.60
HDFC Bank Limited	Term Loan	0.00	1.11	0.00	0.00	0.00	0.00
HDFC Bank Limited	Term Loan	0.00	1.11	0.00	0.00	0.00	0.00
HDFC Bank Limited	Term Loan	104.17	1.11	115.63	104.17	0.00	115.63
HDFC Bank Limited	Term Loan	41.87	1.11	46.26	41.87	0.00	46.26
ICICI Bank Ltd	Term Loan	87.50	1.10	96.25	87.30	0.00	96.25
Indusind Bank	Term Loan	500.00	1.10	550.00	500.00	0.00	550.00

For JATA CAPITAL LIMITED

Feryan
 Authorised Signatories



15/07/2024

Punjab National Bank	Term Loan	1,000.00	1.11	1,110.00	1,000.00	0.00	1,110.00
Karnataka Bank Ltd	Term Loan	100.00	1.05	105.00	100.00	0.00	105.00
Bank of India	Term Loan	75.00	1.10	82.50	75.00	0.00	82.50
ICICI Bank Ltd	Term Loan	250.00	1.10	275.00	250.00	0.00	275.00
Punjab National Bank	Term Loan	250.00	1.11	277.50	250.00	0.00	277.50
UCO Bank	Term Loan	166.67	1.05	175.00	166.67	0.00	175.00
Syndication Loan2 **	ECB Loan	1,467.45	1.05	1,540.82	1,467.45	0.00	1,540.82
Total		4,042.45		4,373.94	4,042.45	0.00	4,373.94

** Canara Bank/Indian Bank/Union Bank of India/HDFC

(E) For STA cum Deed of Hypothecation Dated 11th March 2022 - Rs. 15,000 Crores **

Name of the Bank	Nature of Facility	Sanctioned Amount as on 30.06.2024	Margin (Times)	Asset Cover Required on Drawable Limit	Outstanding Balance as on 30.06.2024	Unutilized Amount	Asset Cover Required on Outstanding Amount
Canara Bank	Term Loan	143.75	1.11	159.56	143.75	0.00	159.56
Bank of India	Term Loan	333.33	1.10	366.67	333.33	0.00	366.67
Mizuho Bank Ltd / Export Development Canada	ECB Loan	1,014.23	1.05	1,064.94	1,014.23	0.00	1,064.94
HDFC Bank Limited	Term Loan	375.00	1.11	416.25	375.00	0.00	416.25
Jammu & Kashmir Bank Ltd	Term Loan	250.00	1.10	275.00	250.00	0.00	275.00
Indian Bank (eAllahabad Bank)	Term Loan	100.00	1.05	105.00	100.00	0.00	105.00
State Bank of India, Hongkong	ECB Loan	670.33	1.20	804.39	670.33	0.00	804.39
South Indian Bank	Term Loan	112.50	1.05	118.13	112.50	0.00	118.13
Citibank N.A.	Term Loan	82.50	1.00	82.50	27.50	55.00	27.50
Indian Bank (eAllahabad Bank)	Term Loan	525.00	1.05	551.25	525.00	0.00	551.25
Union Bank of India	Term Loan	374.99	1.10	412.49	374.99	0.00	412.49
HDFC Bank Limited	Term Loan #	450.00	1.11	499.50	450.00	0.00	499.50
Bank of America	ECB Loan	416.89	1.10	458.58	416.89	0.00	458.58
Canara Bank	Term Loan	666.67	1.11	740.00	666.67	0.00	740.00
Total		5,515.19		6,054.26	5,460.19	55.00	5,995.26
ICBC	WCCL	0.00	1.05	0.00	0.00	0.00	0.00
ICICI Bank Ltd	STL	1,000.00	1.10	1,100.00	1,000.00	0.00	1,100.00
SIDBI	Term Loan	333.33	1.10	366.72	333.33	0.00	366.72
SIDBI	Term Loan	583.35	1.10	641.69	583.35	0.00	641.69
ICICI Bank Ltd	Non fund	200.00	1.10	220.00	0.00	200.00	0.00
Total		2,116.73		2,328.40	1,916.73	200.00	2,108.40

Pending for Accession Deed

(F) For STA cum Deed of Hypothecation Dated 30th December 2022 - Rs. 15,000 Crores **

Name of the Bank	Nature of Facility	Sanctioned Amount as on 30.06.2024	Margin (Times)	Asset Cover Required on Drawable Limit	Outstanding Balance as on 30.06.2024	Unutilized Amount	Asset Cover Required on Outstanding Amount
HDFC Bank Limited	Term Loan	500.00	1.11	555.00	500.00	0.00	555.00
HDFC Ltd	Term Loan	2,104.17	1.10	2,314.58	2,104.17	0.00	2,314.58
HDFC Bank Limited	Term Loan	875.00	1.11	971.25	875.00	0.00	971.25
Sumitomo Mitsui Banking Corporation	ECB Loan	833.92	1.05	875.62	833.92	0.00	875.62
Export Development Canada	ECB Loan	845.06	1.05	888.37	845.06	0.00	888.37
Indian Bank (eAllahabad Bank)	Term Loan	477.27	1.05	501.14	477.27	0.00	501.14
Punjab National Bank	Term Loan	800.00	1.11	888.00	800.00	0.00	888.00
DSS Bank Limited	ECB Loan	1,257.97	1.05	1,320.87	1,257.97	0.00	1,320.87
Canara Bank	Term Loan	666.67	1.11	740.00	666.67	0.00	740.00
Total		8,361.07		9,054.83	8,361.07	0.00	9,054.83
ICICI Bank Ltd	STL	2,000.00	1.10	2,200.00	0.00	2,000.00	0.00
Total		2,000.00		2,200.00	0.00	2,000.00	0.00

Pending for Accession Deed

(G) For STA cum Deed of Hypothecation Dated 16th June 2023 - Rs. 15,000 Crores **

Name of the Bank	Nature of Facility	Sanctioned Amount as on 30.06.2024	Margin (Times)	Asset Cover Required on Drawable Limit	Outstanding Balance as on 30.06.2024	Unutilized Amount	Asset Cover Required on Outstanding Amount
HDFC Bank Limited	Term Loan	583.33	1.11	647.50	583.33	0.00	647.50
HDFC Bank Limited	Non Fund	100.00	1.11	111.00	0.00	100.00	0.00
Karnataka Bank Ltd	Term Loan	200.00	1.05	210.00	100.00	100.00	105.00
Bank of Baroda	Term Loan	1,562.52	1.11	1,734.40	562.52	1,000.00	624.40
HDFC Bank Limited	Term Loan	979.17	1.11	1,086.87	979.17	0.00	1,086.87
ICICI Bank Ltd	Term Loan	187.50	1.10	206.25	187.50	0.00	206.25
Punjab National Bank	Term Loan	850.00	1.11	943.50	850.00	0.00	943.50
Union Bank of India	Term Loan	1,583.33	1.10	1,741.67	1,583.33	0.00	1,741.67
HDFC Bank Limited	Term Loan	625.00	1.11	693.75	625.00	0.00	693.75
Syndication Loan3 **	ECB Loan	545.94	1.05	573.23	545.94	0.00	573.23
Indian Bank (eAllahabad Bank)	Term Loan	490.91	1.05	515.45	490.91	0.00	515.45

For TATA CAPITAL LIMITED

forjane

Authorised Signatories



15/07/2024

Yes Bank Limited	Term Loan	254.29	1.10	290.71	254.29	0.00	290.71
ICICI Bank Ltd	Term Loan	87.50	1.10	96.25	87.50	0.00	96.25
HSBC Bank	Term Loan	121.88	1.10	134.06	121.88	0.00	134.06
Bank of India	Term Loan	1,000.00	1.10	1,100.00	1,000.00	0.00	1,100.00
Citibank N.A.	Term Loan	200.00	1.00	200.00	100.00	100.00	100.00
Total		9,361.36		10,294.65	8,081.36	1,300.00	8,858.65
SIDBI	Term Loan	1,300.00	1.10	1,430.00	1,300.00	0.00	1,430.00
SIDBI	Term Loan	450.00	1.10	495.00	450.00	0.00	495.00
ICBC	WCBL	100.00	1.05	105.00	80.00	20.00	84.00
Deutsche Bank	STL	1,000.00	1.10	1,100.00	350.00	650.00	395.00
Total		2,850.00		3,130.00	2,180.00	670.00	2,394.00

** MUFG/ Taiwan Business Bank/Chang Hwa Bank/Mega International Commercial Bank

Secured Loans from Banks (H) For STA cum Deed of Hypothecation Dated 11th December 2023 - Rs. 15,000 Crores

Name of the Bank	Nature of Facility	Sanctioned Amount as on 30.06.2024	Margin (Times)	Asset Cover Required on Drawable Limit	Outstanding Balance as on 30.06.2024	Unutilized Amount	Asset Cover Required on Outstanding Amount
State Bank of India	Term Loan	3,500.00	1.10	3,850.00	3,500.00	0.00	3,850.00
HDFC Bank Limited	Term Loan	416.67	1.11	462.50	416.67	0.00	462.50
Canara Bank	Term Loan	916.67	1.11	1,017.50	916.67	0.00	1,017.50
HDFC Bank Limited	Term Loan	1,145.83	1.11	1,271.87	1,145.83	0.00	1,271.87
Syndication Loan**	ECB Loan	1,682.86	1.05	1,767.01	1,682.86	0.00	1,767.01
National Bank for Financing Infrastructure and Dev	Term Loan	2,000.00	1.10	2,200.00	2,000.00	0.00	2,200.00
Canara Bank	Term Loan	2,000.00	1.11	2,220.00	2,000.00	0.00	2,220.00
ICICI Bank Ltd	Term Loan	100.00	1.10	110.00	100.00	0.00	110.00
Total		11,762.03		12,898.88	11,762.03	0.00	12,898.88
SIDBI	Term Loan	1,250.00	1.10	1,375.00	1,250.00	0.00	1,375.00
Total		1,250.00		1,375.00	1,250.00	0.00	1,375.00

** DBS Bank, Bank Sincere, Far Eastern, Bank of Taiwan, KFH Hana Bank, Hun Nan Com Bank

**CTBC Bank, Taishan International Bank, Chang Hwa Bank, First Commercial Bank,

**The Korea Development bank, Taiwan Cooperative Bank, Taiwan Shin kong Com Bank, Sunmy Bank, Taichung Com Bank, The Shanghai Commercial Bank

Secured Loans from Banks (I) For STA pending for execution


Name of the Bank	Nature of Facility	Sanctioned Amount as on 30.06.2024	Margin (Times)	Asset Cover Required on Drawable Limit	Outstanding Balance as on 30.06.2024	Unutilized Amount	Asset Cover Required on Outstanding Amount
HDFC Bank Limited	Term Loan	750.00	1.11	832.50	750.00	0.00	832.50
Total		750.00		832.50	750.00	0.00	832.50

SUMMARY

	STA	Sanctioned Amount as on 30.06.2024	Asset Cover Required on Sanctioned Amount	Outstanding Balance as on 30.06.2024	Asset Cover Required on Outstanding Amount	Unutilized Lines	Asset allocation required for Unutilized Lines
CCAWCDL	(A)	5,025.00	5,753.50	2,545.00	3,771.75	2,480.00	1,981.75
CCAWCDL	(B)	830.00	882.00	-	-	620.00	682.00
CCAWCDL	(C)	1,720.00	1,882.00	600.00	630.00	1,120.00	1,232.00
CCAWCDL	(D)	790.00	843.60	376.00	413.60	410.00	430.00
CCAWCDL	(E)	2,116.73	2,328.40	1,916.73	2,108.40	200.00	220.00
CCAWCDL	(F)	2,000.00	2,200.00	-	-	2,000.00	2,200.00
CCAWCDL	(G)	2,650.00	3,130.00	2,180.00	2,394.00	670.00	730.00
CCAWCDL	(H)	1,250.00	1,375.00	1,250.00	1,375.00	-	-
Total... (I)		16,367.73	18,174.60	8,867.73	10,692.75	7,500.00	7,481.75
Term Loan	(C)	-	-	291.67	337.60	-	-
Term Loan	(D)	-	-	4,042.45	4,373.94	-	-
Term Loan	(E)	-	-	5,460.19	5,996.26	-	-
Term Loan	(F)	-	-	8,361.07	9,054.83	-	-
Term Loan	(G)	-	-	8,081.36	8,858.65	-	-
Term Loan	(H)	-	-	11,762.03	12,898.88	-	-
Term Loan	(I)	-	-	750.00	832.50	-	-
Total... (II)		-	-	38,748.76	42,365.67	-	-
NCDs... (III)		-	-	27,708.81	29,171.31	-	-
Grand Total (I)+(II)+(III)		-	-	75,325.30	82,219.63	7,500.00	7,481.75

For TATA CAPITAL LIMITED

[Signature]
Authorised Signatories



15/07/2024

Tata Capital Limited
 Asset Coverage on Secured Loan - (DBI) Trusteeship Services Limited
 As on 30-Jun-24

(A) For STA Dated 27th March 2015 - Rs. 2005 Crores

Secured Loans from Banks	Nature of Facility	Sanctioned Amount as on 30.06.2024	Margin on Sanctioned Amount (Times)	Asset Cover Required on Sanctioned Amount (30.06.2024)	Outstanding Balance as on 30.06.2024	Undrawn Amount	Asset Cover Required on Outstanding Amount (30.06.2024)
HDFC Bank Ltd	CC/WCDL	25.00	1.33	33.33	-	25.00	-
Indian Bank (Nationalised Bank)	CC/WCDL	150.00	1.05	157.50	145.00	5.00	152.25
Bank of Baroda	CC/WCDL	50.00	1.11	55.50	-	50.00	-
AxS Bank Ltd	Lo/OD	125.00	1.10	137.50	-	125.00	-
Bank of India	CC/WCDL	100.00	1.10	110.00	-	100.00	-
Total		450.00		491.83	145.00	305.00	152.25

(B) For STA Dated 18th March 2016 - Rs. 3000 Crores

Secured Loans from Banks	Nature of Facility	Sanctioned Amount as on 30.06.2024	Margin on Sanctioned Amount (Times)	Asset Cover Required on Sanctioned Amount (30.06.2024)	Outstanding Balance as on 30.06.2024	Undrawn Amount	Asset Cover Required on Outstanding Amount (30.06.2024)
State Bank of India	CC/WCDL*	300.00	1.10	330.00	100.00	200.00	330.00
Total		300.00		330.00	100.00	200.00	330.00

* Asset cover provided on sanctioned amount & Rs 100 crs utilized in the form of CP

(C) For STA Dated 31st August 2016 - Rs. 3000 Crores

Secured Loans from Banks	Nature of Facility	Sanctioned Amount as on 30.06.2024	Margin on Sanctioned Amount (Times)	Asset Cover Required on Sanctioned Amount (30.06.2024)	Outstanding Balance as on 30.06.2024	Undrawn Amount	Asset Cover Required on Outstanding Amount (30.06.2024)
NABARD	Term Loan	551.52	1.10	606.68	551.52	-	606.68
Total		551.52		606.68	551.52	-	606.68
Bank of Baroda	CC/WCDL	100.00	1.11	111.00	-	100.00	-
Surfinox Mitsui Banking Corpn	STL	137.00	1.00	137.00	-	137.00	-
Total		237.00		248.00	-	237.00	-


(D) For STA Dated 22nd June 2020 - Rs. 9000 Crores

Secured Loans from Banks	Nature of Facility	Sanctioned Amount as on 30.06.2024	Margin on Sanctioned Amount (Times)	Asset Cover Required on Sanctioned Amount (30.06.2024)	Outstanding Balance as on 30.06.2024	Undrawn Amount	Asset Cover Required on Outstanding Amount (30.06.2024)
UCO Bank	Term Loan	58.25	1.05	59.06	56.25	-	59.06
India Infrastructure Finance Company Limited	Term Loan	0.00	1.25	0.00	-	-	-
HDFC Bank Ltd	Term Loan	79.17	1.11	87.88	79.17	-	87.88
Punjab National Bank	Term Loan	200.00	1.11	222.00	200.00	-	222.00
Bank of Bahrain & Kuwait BSC	Term Loan	26.67	1.00	26.67	26.67	-	26.67
Emirates NBD Bank	Term Loan	57.13	1.10	62.84	57.13	-	62.84
Bank of India	Term Loan	125.00	1.10	137.50	125.00	-	137.50
India Infrastructure Finance Company Limited	Term Loan	250.00	1.25	312.50	250.00	-	312.50
Japan International Cooperation Agency	ECB Loan	519.20	1.00	519.20	519.20	-	519.20
British International Investment PLC	ECB Loan	252.87	1.05	265.51	252.87	-	265.51
Total		1,488.29		1,704.36	1,698.29	-	1,693.16
HSSC	WCDL	200.00	1.10	220.00	-	200.00	-
CTBC Bank Co Ltd	STL	30.00	1.00	30.00	-	30.00	-
Mizuho Bank Ltd	STL	112.50	1.10	123.75	-	112.50	-
Societe Generale	WCDL	250.00	1.05	262.50	-	250.00	-
Total		592.50		636.25	-	592.50	-

Deed of Accession pending

For TATA CAPITAL LIMITED

Sanjay
De
 Authorised Signatories



15/07/2024

Secured Loans from Banks	Nature of Facility	Sanctioned Amount as on 30.06.2024	Might on Sanctioned Amount (Times)	Asset Cover Required on Sanctioned Amount (30.06.2024)	Outstanding Balance as on 30.06.2024	Undrawn Amount	Asset Cover Required on Outstanding Amount (30.06.2024)
Indian Bank (Allahabad Bank)	Term Loan	100.00	1.05	105.00	100.00	-	105.00
India Infrastructure Finance Company Limited	Term Loan	250.00	1.25	312.50	250.00	-	312.50
Bank of America	ECB Loan	208.48	1.10	229.33	208.46	-	229.33
Punjab National Bank	Term Loan	400.00	1.11	444.00	400.00	-	444.00
CTBC Bank Co Ltd	ECB Loan	542.82	1.00	542.81	542.82	-	542.82
State Bank of India	Term Loan	418.97	1.10	460.87	418.87	-	460.87
The Jammu & Kashmir Bank	Term Loan	250.00	1.10	275.00	250.00	-	275.00
India Infrastructure Finance Company Limited	Term Loan	1,000.00	1.25	1,250.00	1,000.00	-	1,250.00
National Bank for Financing Infrastructure and Development	Term Loan	1,500.00	1.10	1,650.00	1,500.00	-	1,650.00
HDFC Bank Ltd	Term Loan	41.87	1.11	46.25	41.87	-	46.25
HDFC Bank Ltd	Term Loan	41.87	1.11	46.25	41.87	-	46.25
HDFC Bank Ltd	Term Loan	41.87	1.11	46.25	41.87	-	46.25
HDFC Bank Ltd	Term Loan	12.50	1.11	13.88	12.50	-	13.88
HDFC Bank Ltd	Term Loan	125.00	1.11	138.75	125.00	-	138.75
HDFC Bank Ltd	Term Loan	125.00	1.11	138.75	125.00	-	138.75
Export Import Bank of India	Term Loan	300.00	1.10	330.00	300.00	-	330.00
EMIRATES NBD BANK (P.J.S.C.) and RAK Bank	ECB Loan	966.92	1.10	1,063.62	966.92	-	1,063.62
CTBC Bank Co Ltd	ECB Loan	417.22	1.05	438.08	417.22	-	438.08
Total		6,614.61		7,493.98	6,614.61	-	7,390.05
				0.00			
Total							


SUMMARY

	STA	Sanctioned Amount as on 30.06.2024	Asset Cover Required on Sanctioned Amount (30.06.2024)	Outstanding Balance as on 30.06.2024	Asset Cover Required on Outstanding Amount (30.06.2024)	Unused Lines	Asset allocation required for Unused Lines (30.06.2024)
CC/WCDL	(A)	450.00	493.83	145.00	152.25	305.00	341.58
CC/WCDL	(B)	300.00	330.00	100.00	330.00	200.00	-
CC/WCDL	(C)	207.00	248.00	-	-	237.00	246.00
CC/WCDL	(D)	552.50	636.25	-	-	592.50	636.25
CC/WCDL	(E)	-	-	-	-	-	-
Total ... (i)		1,509.50	1,708.08	245.00	482.25	1,334.50	1,225.83
Term Loan	(C)	-	-	551.52	606.68	-	-
Term Loan	(D)	-	-	1,500.29	1,683.16	-	-
Term Loan	(E)	-	-	6,514.61	7,290.05	-	-
Total ... (ii)				8,732.42	9,589.89		
NCDs ... (iii)				1,746.00	1,776.00	-	-
Grand Total (i)+(ii)+(iii)				10,723.42	11,948.14	1,334.50	1,225.83

For JATA CAPITAL LIMITED

[Signatures]

Authorised Signatories



15/07/2024

30-Jun-24


Debtenture Series	Outstanding Balance as on 30.06.2024	Margin (Times)	(Rs. in Crores)	
			Asset Cover required on O/S Amount (30.06.2024)	DTD
TCFSL NCD "AA" FY 2014-16	95.00	1.00	95.00	DTD 10-11-2014
TCFSL NCD "AF" FY 2014-16-Option-I	75.00	1.00	75.00	DTD 10-11-2014
TCFSL NCD "H" FY 2018-19 Option - II	112.00	1.00	112.00	DTD 10-09-2018
TCFSL NCD "H" FY 2018-19 Option - II - Reissuance	23.00	1.00	23.00	DTD 10-09-2018
TCFSL NCD "H" FY 2018-19 Option-II - Reissuance	56.00	1.00	56.00	DTD 10-09-2018
TCFSL NCD "E" FY 2016-20 option - I	30.00	1.00	30.00	DTD 25-01-2019
TCFSL NCD "F" FY 2019-20 Option - I	273.50	1.00	273.50	DTD 25-01-2019
TCFSL NCD "F" FY 2019-20 Option-I Reissuance 1	100.00	1.00	100.00	DTD 25-01-2019
NCD Public Issue ; Series II Tranche II - Category I & II	97.71	1.00	97.71	DTD 10-09-2018
NCD Public Issue ; Series II Tranche II - Category III & IV	340.92	1.00	340.92	DTD 10-09-2018
NCD Public Issue ; Series III Tranche II - Category I & II	92.48	1.00	92.48	DTD 10-09-2018
NCD Public Issue ; Series III Tranche II - Category III & IV	600.39	1.00	600.39	DTD 10-09-2018
TCFSL NCD "H" FY 2019-20	109.00	1.00	109.00	DTD 25-01-2019
TCFSL NCD "E" Series FY 2019-20-Option - I - Reissue No.1	35.00	1.00	35.00	DTD 25-01-2019
TCFSL NCD "L" Series FY 2019-20	1,000.00	1.25	1,250.00	DTD 10-10-2019
TCFSL NCD "B" Series FY 2020-21-Option-II	40.00	1.00	40.00	DTD 10-10-2019
TCFSL NCD "E" Series FY 2021-22	700.00	1.25	875.00	DTD 22-07-2021
TCFSL NCD "E" Series FY 2021-22 Reissue No.1	400.00	1.25	500.00	DTD 22-07-2021
TCFSL NCD "D" Series FY 2021-22	200.00	1.00	200.00	DTD 22-07-2021
TCFSL NCD "H" Series FY 2021-22	95.00	1.00	95.00	DTD 22-07-2021
TCFSL NCD "H" Series FY 2021-22 - Reissue No.1	219.00	1.00	219.00	DTD 22-07-2021
TCFSL NCD "H" Series FY 2021-22 - Reissue No.2	50.00	1.00	50.00	DTD 22-07-2021
TCFSL NCD "H" Series FY 2021-22 - Reissue No.3	85.00	1.00	85.00	DTD 22-07-2021
TCFSL NCD "I" Series FY 2021-22	1,250.00	1.25	1,562.50	DTD 06-12-2021
TCFSL NCD "A" Series FY 2022-23 - Option-II	181.00	1.00	181.00	DTD 06-12-2021
TCFSL NCD "B" Series FY 2022-23	200.00	1.00	200.00	DTD 06-12-2021
TCFSL NCD "C" Series FY 2022-23 - Option - I	250.00	1.00	250.00	DTD 06-12-2021
TCFSL NCD "D" Series FY 2022-23 - Option - II	250.00	1.00	250.00	DTD 06-12-2021
TCFSL NCD "E" Series FY 2022-23 - Option - I	150.00	1.00	150.00	DTD 22-07-2021
TCFSL NCD "E" Series FY 2022-23 - Option - II	475.00	1.00	475.00	DTD 22-07-2021
TCFSL NCD "D" Series FY 2022-23 - Option - II - Reissue No.	325.00	1.00	325.00	DTD 22-07-2021
TCFSL NCD "F" Series FY 2022-23	187.50	1.00	187.50	DTD 06-12-2021
TCFSL Secured NCD G 2022-23	164.00	1.00	164.00	DTD 10-08-2022
TCFSL Secured NCD E 2022-23-Option-II-Reissue No.1	250.00	1.00	250.00	DTD 10-08-2022
TCFSL Secured NCD D 2022-23-Option-II-Reissue No.2	225.00	1.00	225.00	DTD 10-08-2022
TCFSL Secured NCD H FY 2022-23	206.00	1.00	206.00	DTD 10-08-2022
TCFSL Market Linked "A" FY 2022-23	43.00	1.00	43.00	DTD 18-02-2019
TCFSL Secured NCD I FY 2022-23	35.00	1.00	35.00	DTD 10-08-2022
TCFSL Secured NCD J FY 2022-23	500.00	1.00	500.00	DTD 10-08-2022
TCFSL Secured NCD "E" FY 2022-23-Option-I-Reissue No.1	111.00	1.00	111.00	DTD 10-08-2022
TCFSL Secured NCD "K" FY 2022-23-Option-I	50.00	1.00	50.00	DTD 10-08-2022
TCFSL Secured NCD "K" FY 2022-23-Option-II	150.00	1.00	150.00	DTD 10-08-2022
TCFSL NCD "K" Series FY 2022-23 - Option-II - Reissue No. 1	200.00	1.00	200.00	DTD 10-08-2022
TCFSL NCD "J" Series FY 2022-23 - Reissue No. 1	250.00	1.00	250.00	DTD 10-08-2022
TCFSL NCD "K" Series FY 2022-23 - Option-II - Reissue No. 2	600.00	1.00	600.00	DTD 10-08-2022
TCFSL NCD "L" Series FY 2022-23	200.00	1.00	200.00	DTD 10-08-2022
TCFSL NCD "M" Series FY 2022-23	500.00	1.00	500.00	DTD 10-08-2022
TCFSL NCD "N" Series FY 2022-23	110.00	1.00	110.00	DTD 10-08-2022
TCFSL NCD "O" Series FY 2022-23-Option-I	130.00	1.00	130.00	DTD 10-08-2022
TCFSL NCD "O" Series FY 2022-23-Option-II	81.00	1.00	81.00	DTD 10-08-2022
TCFSL NCD "N" Series FY 2022-23 - Reissue No.1	152.00	1.00	152.00	DTD 10-08-2022
TCFSL NCD "P" Series FY 2022-23 - STRPP - I	2,000.00	1.00	2,000.00	DTD 02-03-2023
TCFSL NCD "P" Series FY 2022-23 - STRPP - II	20.00	1.00	20.00	DTD 02-03-2023
TCFSL NCD "O" Series FY 2022-23-Option-I - Reissue No. 1	180.00	1.00	180.00	DTD 10-08-2022
TCFSL Secured NCD "B" Series FY 2022-23-Reissue No.1	240.00	1.00	240.00	DTD 10-08-2022
TCFSL NCD "A" Series FY 2023-24	610.00	1.00	610.00	DTD 10-08-2022
TCFSL NCD "B" Series FY 2023-23 - STRPP - I	3,000.00	1.00	3,000.00	DTD 29-05-2023
TCFSL NCD "B" Series FY 2023-23 - STRPP - II	30.00	1.00	30.00	DTD 29-05-2023
TCFSL NCD "M" Series FY 2022-23 - Reissue No. 1	300.00	1.00	300.00	DTD 29-05-2023
TCFSL NCD "E" Series FY 2022-23 - Reissue No. 1	40.00	1.00	40.00	DTD 29-05-2023
TCFSL NCD "C" Series FY 2023-24	243.70	1.00	243.70	DTD 29-05-2023
TCFSL NCD "D" Series FY 2023-23 - STRPP - I	1,500.00	1.00	1,500.00	DTD 16-11-2023
TCFSL NCD "D" Series FY 2023-23 - STRPP - II	15.00	1.00	15.00	DTD 16-11-2023
TCFSL NCD "E" Series FY 2023-24	2,500.00	1.25	3,125.00	DTD 28-11-2023
TCFSL NCD UNLISTED FY 2023-24	1,025.00	1.00	1,025.00	DTD 14-12-2023
TCL SECURED "A" FY 2023-24 VIS-M	242.10	1.00	242.10	DTD 08-05-2023
TCL SECURED "B" FY 2023-24 VIS-M	115.00	1.00	115.00	DTD 08-05-2023
TCL SECURED "C" FY 2023-24 VIS-M	1,640.00	1.00	1,640.00	DTD 08-05-2023
TCL MARKET LINKED NCD "A" FY 2024-25 VIS-M	750.00	1.00	750.00	DTD 14-03-2024
TCL Secured "A" FY 2024-25 - VIS-M	416.00	1.00	416.00	DTD 29-05-2023
TCFSL NCD "E" Series FY 2022-23-Option-II-Reissue No.2	290.00	1.00	290.00	DTD 06-05-2024
TCL SECURED "A" FY 2023-24 VIS-M - Reissue No. 1	502.00	1.00	502.00	DTD 06-05-2024
Total	27,708.81		29,171.31	

For TATA CAPITAL LIMITED

[Signature]

[Signature]

Authorised Signatories



LS/07/2024

Tata Capital Limited
 Asset Coverage on Long term NCD - IDBI Trusteeship Services Limited
 As on 30-Jun-24

Secured long term NCD For DTD dated September 29, 2016 , December 5,2017 , December 11,2018, April 25,2019, September 13,2019, August 25, 2021 & February 20, 2023

Name of the Bank	Outstanding Balance as on 30.06.2024	Margin (Times)	Rs. in crore	
			Asset Cover Required on Outstanding Amount (30.06.2024)	Debenture Trust Deed Date
TCCL NCD "C" FY 2017-18	0.00	1.00	-	DTD 29-09-2016
TCCL NCD "A" FY 2019-20	140.00	1.00	140.00	DTD 05-12-2017
TCCL NCD "B" FY 2019-20	60.00	1.00	60.00	DTD 05-12-2017
TCCL NCD "C" FY 2019-20	25.00	1.00	25.00	DTD 05-12-2017
TCCL MLD A FY 2022-23	0.00	1.00	-	DTD 25-04-2019
TCCL MLD B FY 2022-23	50.00	1.00	50.00	DTD 25-04-2019
TCCL MLD B FY 2022-23 - Reissuance-1	161.00	1.00	161.00	DTD 25-04-2019
TCCL MLD C FY 2022-23	50.00	1.00	50.00	DTD 25-04-2019
TCCL NCD "A" FY 2020-21	175.00	1.00	175.00	DTD 13-09-2019
TCCL NCD "B" FY 2021-22	360.00	1.00	360.00	DTD 13-09-2019
TCCL NCD "C" FY 2021-22	300.00	1.10	330.00	DTD 25-08-2021
TCCL NCD "A" FY 2022-23	50.00	1.00	50.00	DTD 25-08-2021
TCCL NCD UNLISTED "A" Series FY 2022-23	375.00	1.00	375.00	DTD 20-02-2023
Total	1,746.00		1,776.00	

For TATA CAPITAL LIMITED

[Signature]
 Authorised Signatories



15/07/2024